



Electrical & Automation

POWERING A NON-STOP INDIA

LOW VOLTAGE | INDUSTRIAL AUTOMATION | SOFTWARE SOLUTIONS



**Maximum Retail Prices
For Industrial Signaling Products**
Effective from 01-03-26

**INDUSTRIAL
SIGNALING
PRODUCTS**

FROM THE COO'S DESK.



Electrical & Automation

Dear Partner,

Your continued trust and partnership have been the cornerstone of our journey. Building on a legacy of over 70 years, and following our refreshed identity last year, we remain focused on delivering **innovative, reliable, and high-quality products** that power progress.

As part of this journey, we are pleased to **share an updated price list**. This revision reflects our ongoing commitment to **transparency, quality, and excellence**, ensuring you continue to receive the best value and service.

At Lauritz Knudsen, our philosophy remains simple yet powerful: **We listen. We partner. We innovate.**

These words guide our actions and shape the way we grow - together.

We look forward to continuing our collaboration and powering up homes, industries, farms, infrastructure, businesses, and lives - with you by our side.

Wishing you a joyful festive season and continued success.

A handwritten signature in blue ink that reads 'Naresh Kumar'.

Warm regards,
Naresh Kumar
COO & Sr. VP, Electrical Standard Products
Lauritz Knudsen Electrical & Automation

Content

Rotary Switches	01
Load Break Switches	13
Cable Ducts	16
Timing Devices, Supply Monitors & ELR	21
Modular Remote Control Units	29

Note :

Colour of HSN code signifies below

[Green colour : HSN code]

Current GST 18%, subject to changes as per Govt. notification

Complete Your Panel with the widest range of Industrial Signalling Products



Rotary & Load
Break Switches



Modular Remote
Control Units



Timing Devices &
Supply Monitors

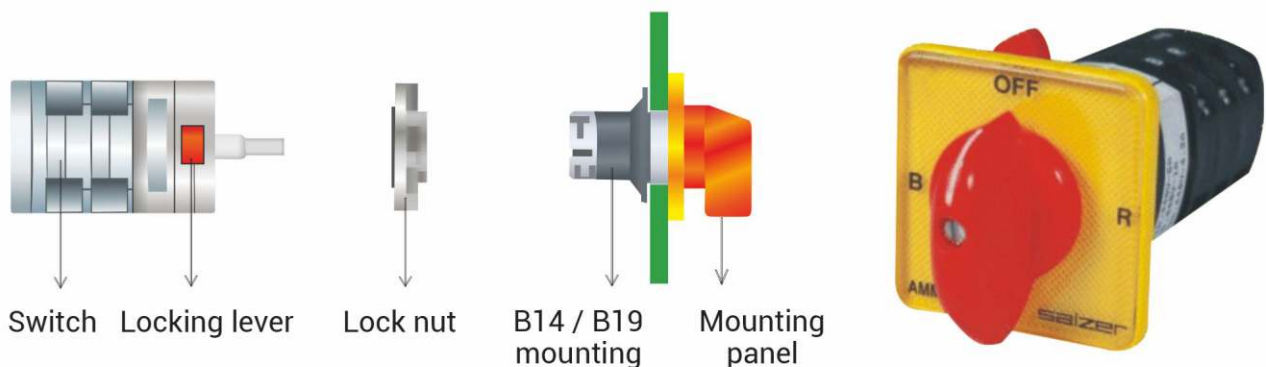


Digital Panel
Meters



Increase installation efficiency with our Single Hole Mounting Rotary Switch

Single hole mounting (SHM) range of rotary switches uses a unique mounting concept that requires just a single $\text{Ø}22.5$ cut out to mount the switches on the panel

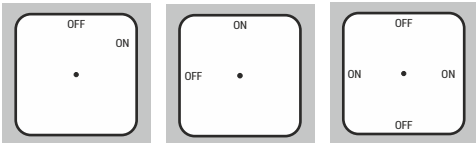


- › Available from 6A-32A with B14 / B19 mounting
- › Easy mounting - Reduces assembly time
- › Wiring accessibility : Switch can be wired separately and then snap fitted to the mounting assembly using locking lever
- › Single hole cutout - It requires a single cutout to mount on the panel

Rotary Switches

Note: All mentioned prices are for Standard Mounting & Knob. Kindly reach our branch offices for details of other mountings & knobs.

Cam Operated Rotary Switches [8536]

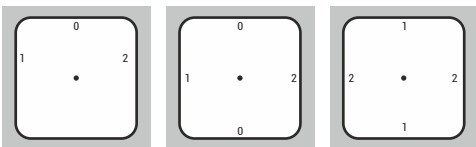


Isolators Switches (ON-OFF Switches)



60° Operation	90° Operation	90° Operation Complete Rotation	Description	M.R.P. (₹) Per Unit										
				6A (SAB13)	10A (SBB13)	16A (SCB03)	25A (SEB03)	32A (SFB03)	40A (SGB03)	63A (SIB03)	100A (SKB03)	200A (SNB03)		
Cat. No.: Program Code (First 5 digits), Next 5 digits in () # → ↓														
61001	61191	61195	1 Pole ON - OFF	185	295	415	460	575	745	870	4335	5605		
61002	61192	61198	2 Pole ON - OFF	235	335	475	565	670	895	1110	5425	7305		
61003 [§]	-	-	3 Pole ON - OFF	250	405	855	1075	1195	1500	2155	7350	9570		
-	61199	61197		250	405	555	745	835	1040	1495	6685	9120		
61004	61194	61196	4 Pole ON - OFF	315	450	600	900	970	1180	1785	7735	10845		

Note : Offered upto 12 Pole
[§] Motor Duty Switch (AC-3 Duty)

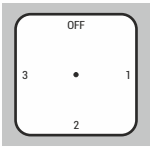


Changeover Switches (Local - Remote, Auto - Manual Switches)



With Center OFF (60°)	With OFF (90°)	Without OFF (90°) with Complete Rotation	Description	M.R.P. (₹) Per Unit										
				6A (SAB13)	10A (SBB13)	16A (SCB03)	25A (SEB03)	32A (SFB03)	40A (SGB03)	63A (SIB03)	100A (SKB03)	200A (SNB03)		
Cat. No.: Program Code (First 5 digits), Next 5 digits in () # → ↓														
61025	61151	61037	1 P 2W	235	375	525	575	650	870	1175	5605	8105		
61026	61152	61038	2 P 2W	315	445	600	780	900	1185	1785	8200	12355		
61027	61153	61039	3 P 2W	380	550	795	1175	1270	1495	2390	10625	15805		
61028	61154	61040	4 P 2W	475	645	920	1550	1625	1805	3005	13420	19735		

Phase Changeover (PS Series Switches)



Cat. No.: Program Code (First 5 digits), Next 5 digits in () # →	Description	M.R.P. (₹) Per Unit			
		25A (PEB03)	32A (PFB03)	40A (PGB03)	63A (PIB03)
61060	1 P 3W with OFF	476	586	860	970

Phase Changeover in SS enclosure



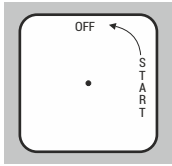
Cat. No.	Description	M.R.P. (₹) Per Unit			
		25A (E)	32A (F)	40A (G)	63A (I)
72347P □ M17TDYR.	PS Series Switches in SS enclosure	3950	4160	6146	6296

Note : Prices are available on request for higher than 4 Pole ON-OFF version.
Please contact nearest E&A branch office for prices.
For complete ordering code, Kindly refer Page No.10



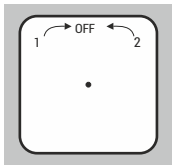
Secure Every Operation
IP-20 Finger-Safe Rotary Switches

ON - OFF Spring Return Switches



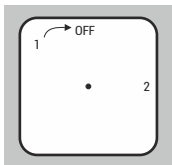
Description	Cat. No.: Program Code (First 5 digits), Next 5 digits in () # → ↓	M.R.P. (₹) Per Unit
		16A (SCB03)
1 P ON - OFF	61351	895
2 P ON - OFF	61352	940
3 P ON - OFF	61353	1070
4 P ON - OFF	61354	1255

Double Throw with Spring Return Switches



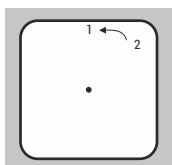
Description	Cat. No.: Program Code (First 5 digits), Next 5 digits in () # → ↓	M.R.P. (₹) Per Unit
		16A (SCB03)
1 P 2W W/OFF Spring Return	61361	940
2 P 2W W/OFF Spring Return	61362	1390
3 P 2W W/OFF Spring Return	61363	1510

One Side Spring Return Switches



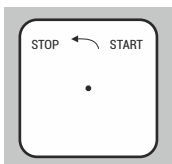
Description	Cat. No.: Program Code (First 5 digits), Next 5 digits in () # → ↓	M.R.P. (₹) Per Unit
		16A (SCB03)
1 P 3W Spring Return - OFF from 1	61364	855
2 P 3W Spring Return - OFF from 1	61365	1255
3 P 3W Spring Return - OFF from 1	61369	1380

Spring Return Switches without OFF



Description	Cat. No.: Program Code (First 5 digits), Next 5 digits in () # → ↓	M.R.P. (₹) Per Unit
		16A (SCB03)
1 P 2W Spring Return - from 2 to 1	61371	855
2 P 2W Spring Return - from 2 to 1	61372	1255
3 P 2W Spring Return - from 2 to 1	61373	1380

Start Stop Spring Return Switches

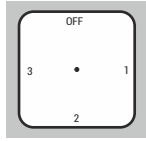


Description	Cat. No.: Program Code (First 5 digits), Next 5 digits in () # → ↓	M.R.P. (₹) Per Unit
		16A (SCB03)
1 P Start Stop Spring Return	61300	1070
2 P Start Stop Spring Return	61388	1255

Note: Prices for 25A rating are available on request.
#For complete ordering code, kindly refer Page No. 10

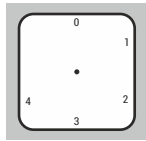


Multi Step Switches with OFF



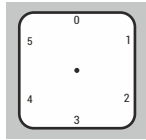
3 Way

Description	Cat. No. #	M.R.P. (₹) Per Unit									
		6A (SAB13)	10A (SBB13)	16A (SCB03)	25A (SEB03)	32A (SFB03)	40A (SGB03)	63A (SIB03)	100A (SKB03)	200A (SNB03)	
1 P 3W	61060	275	425	550	PS Series Switches (Refer page no. 2)					5695	8650
2 P 3W	61080	380	490	665	930	995	1445	1625	8370	13230	
3 P 3W	61100	555	660	1135	1380	1500	1930	2510	10930	17370	
4 P 3W	61131	705	855	1380	1725	1885	2580	3020	13810	21780	



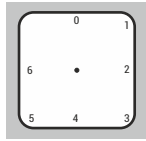
4 Way

1 P 4W	61061	325	385	795	975	1080	1230	1675	8010	***
2 P 4W	61081	555	705	940	1025	1195	1765	1960	13420	***
3 P 4W	61101	765	895	1490	1725	1975	2250	3020	20225	26120
4 P 4W	61132	925	1320	1900	2065	2205	2925	3480	28380	42570



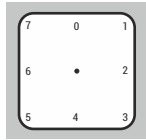
5 Way

1 P 5W	61062	355	495	845	1215	1230	1270	1800	***	16255
2 P 5W	61082	640	930	1220	1660	1955	2010	2515	***	***
3 P 5W	61102	850	1695	2120	2350	2595	2905	3410	26925	***



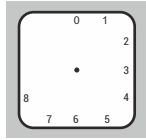
6 Way

1 P 6W	61063	465	615	885	1225	1255	1310	2000	***	***
2 P 6W	61083	765	***	1300	1930	2240	***	4215	***	***
3 P 6W	61103	1065	***	2440	2770	2985	***	3505	***	***



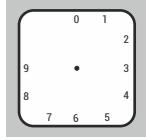
7 Way

1 P 7W	61064	475	695	960	1230	1300	1355	2100	***	***
2 P 7W	61084	800	***	1265	1940	2065	2875	3325	***	***
3 P 7W	61104	1110	***	2055	2555	***	3920	4620	***	***



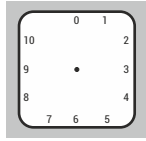
8 Way

1 P 8W	61065	540	755	950	1690	1895	2140	3465	***	***
2 P 8W	61085	875	***	1735	***	***	***	***	***	***



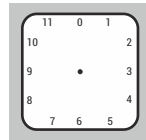
9 Way

1 P 9W	61066	555	***	***	***	***	***	***	***	***
2 P 9W	61086	990	***	2550	***	***	***	***	***	***



10 Way

1 P 10W	61067	640	920	1335	2895	***	***	***	***	***
2 P 10W	61087	1030	***	***	***	***	***	***	***	***



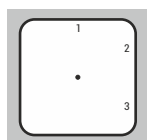
11 Way

1 P 11W	61068	765	***	1210	3165	***	***	***	***	***
2 P 11W	61088	1165	***	***	***	***	***	***	***	***

***Prices are available on request.

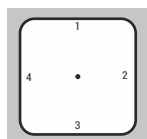
Program Code first 5 digits, Next 5 digits in (). For complete ordering code, kindly refer Page No.10

Multi Step Switches without OFF



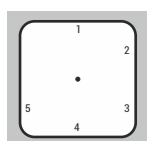
3 Way

Description	Cat. No. #	M.R.P. (₹) Per Unit								
		6A (SAB13)	10A (SBB13)	16A (SCB03)	25A (SEB03)	32A (SFB03)	40A (SGB03)	63A (SIB03)	100A (SKB03)	200A (SNB03)
1 P 3W W/O OFF	61049	260	405	560	715	745	1155	1305	***	8780
2 P 3W W/O OFF	61069	380	610	785	945	1420	1445	1700	8370	15805
3 P 3W W/O OFF	61089	555	755	1170	1380	1500	1930	2510	10930	17535
4 P 3W W/O OFF	61120	705	855	1360	1755	1865	4110	4540	***	22730



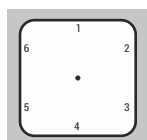
4 Way

1 P 4W W/O OFF	61050	290	440	670	860	900	1260	1745	5695	8970
2 P 4W W/O OFF	61070	430	665	795	1015	1120	1505	1960	8800	14210
3 P 4W W/O OFF	61090	590	705	1265	1625	1800	1970	2640	11590	19160
4 P 4W W/O OFF	61121	820	925	1480	1965	2090	2640	3515	14240	24245



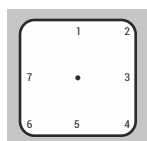
5 Way

1 P 5W W/O OFF	61051	355	455	735	970	1195	***	1800	7310	***
2 P 5W W/O OFF	61071	640	825	1020	1555	1955	***	***	***	18005
3 P 5W W/O OFF	61091	850	1695	1940	2130	2335	2485	3505	***	22895



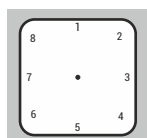
6 Way

1 P 6W W/O OFF	61052	370	745	805	1080	1230	1455	1840	8370	16395
2 P 6W W/O OFF	61072	750	875	1225	1925	1980	2010	2570	16685	21450
3 P 6W W/O OFF	61092	905	1595	2085	2300	2385	2625	3505	28380	44865



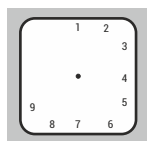
7 Way

1 P 7W W/O OFF	61053	465	695	890	1275	***	***	***	14755	***
2 P 7W W/O OFF	61073	800	***	1380	1965	***	***	3915	***	***
3 P 7W W/O OFF	61093	1110	***	2275	2980	***	***	4720	***	***



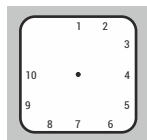
8 Way

1 P 8W W/O OFF	61054	475	820	1030	1300	1365	1510	2220	14020	***
2 P 8W W/O OFF	61074	845	1305	1735	2050	2220	***	4295	***	***
3 P 8W W/O OFF	61094	1185	***	2480	2675	2735	3135	4955	***	***



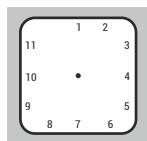
9 Way

1 P 9W W/O OFF	61055	555	***	1210	***	***	***	***	***	***
2 P 9W W/O OFF	61075	935	***	1725	***	***	***	***	***	***



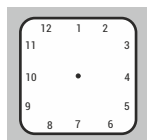
10 Way

1 P 10W W/O OFF	61056	595	880	1290	***	***	***	***	***	***
2 P 10W W/O OFF	61076	1040	***	***	***	***	***	***	***	***



11 Way

1 P 11W W/O OFF	61057	1100	***	***	***	***	***	***	***	***
2 P 11W W/O OFF	61077	1250	***	***	***	***	***	***	***	***



12 Way

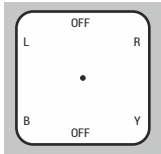
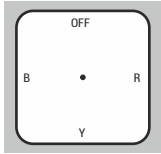
1 P 12W W/O OFF	61058	1160	***	1360	3270	3485	***	4395	***	***
2 P 12W W/O OFF	61078	1360	***	4060	***	***	***	***	***	***

***Prices are available on request.

Program Code first 5 digits, Next 5 digits in (), For complete ordering code, kindly refer Page No.10

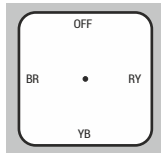


Ammeter Selector Switches (ASS)

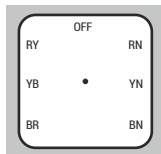


Description	Cat. No.	Amps	M.R.P. (₹) Per Unit
Line Currents with OFF with CT	61325 SAB13TDYR	6A	380
Line Currents with OFF with CT	61325 SBB13TDYR	10A	395
Line Currents with OFF with CT	61325 SCB03TDYR	16A	595
Line Currents with OFF without CT	71000 SCB03TDYR	16A	1740
Direct Currents with OFF without CT	71000 SEB03TDYR	25A	2025
Direct Currents with OFF without CT	71000 SFB03TDYR	32A	2430
Direct Currents with OFF without CT	71000 SGB03TDYR	40A	4285
Direct Currents with OFF without CT	71000 SIB03TDYR	63A	4520

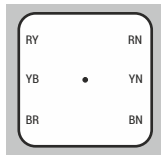
Voltmeter Selector Switches (VSS)



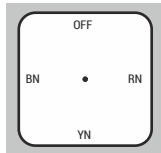
Description	Cat. No.	Amps	M.R.P. (₹) Per Unit
Voltage between Phases with OFF	61312 SAB13TDYR	6A	280
Voltage between Phases with OFF	61312 SBB13TDYR	10A	365
Voltage between Phases with OFF	61312 SCB03TDYR	16A	530



Description	Cat. No.	Amps	M.R.P. (₹) Per Unit
Voltage between Phases & Individual Phases to Neutral with OFF	61313 SAB13TDYR	6A	500
Voltage between Phases & Individual Phases to Neutral with OFF	61313 SBB13TDYR	10A	705
Voltage between Phases & Individual Phases to Neutral with OFF	61313 SCB03TDYR	16A	1000

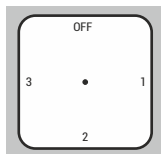


Description	Cat. No.	Amps	M.R.P. (₹) Per Unit
Voltage between Phase & Phase to Neutral without OFF	61314 SBB13TDYR	10A	705



Description	Cat. No.	Amps	M.R.P. (₹) Per Unit
Voltage between Phase & Phase to Neutral without OFF	61311 SAB13TDYR	6A	500

Ammeter & Voltmeter Combined Switch



Description	Cat. No.	Amps	M.R.P. (₹) Per Unit
Voltage between Phases to Neutral & Current of that Phase	61338 SBB13TDYR	10A	745



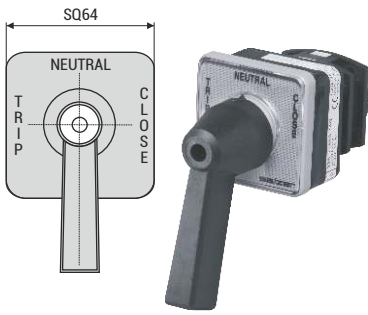
Control your breaker remotely
through TNC switch

Breaker Control Switches (Trip-Neutral-Close)

- › 1NO+1NO, 2NO+2NC model available in 25A
- › Barrel lock option available
- › Lost motion contact (LMD) & Sequence Locking available



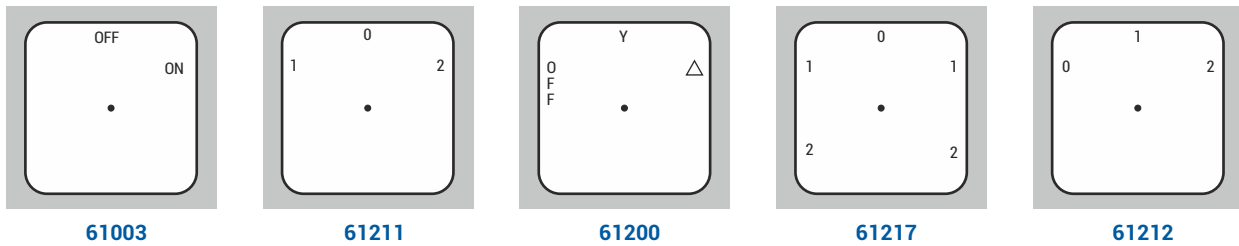
Breaker Control Switches (Trip - Neutral - Close)



Rating	Contact Arrangement	Mounting Type	Cat. No.	M.R.P. (₹) Per Unit
25A	1Trip + 1Close	Standard	73257SEB03PGBB	1405
25A	1Trip + 1Close	Standard	73257SEB03PGYR	1405
25A	1Trip + 1Close	Standard	73257SEB03PGGB	1405
25A	1Trip + 1Close	Barrel Lock	73257SEB90PGBB	2040
25A	2Trip + 2Close	Standard	72009SEB03PGBB	1650
25A	2Trip + 2Close	Standard	72009SEB03PGYR	1650
25A	2Trip + 2Close	Standard	72009SEB03PGGB	1650
25A	2Trip + 2Close	Barrel Lock	72009SEB90PGBB	2500

Other option such as sequence inter lock (SIL) & lost motion device (LMD) available on request.

Motor Duty Switches

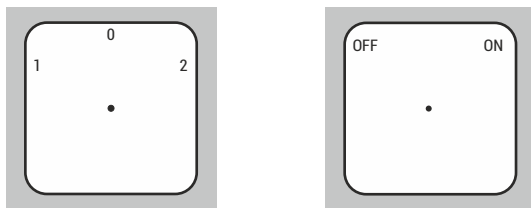


Description	Cat. No. #	M.R.P. (₹) Per Unit						
		16A (SCB03)	25A (SEB03)	32A (SFB03)	40A (SGB03)	63A (SIB03)	100A (SKB03)	200A (SNB03)
ON - OFF Switch	61003	855	1075	1195	1500	2155	7350	9570
FOR - OFF - REV Switch	61211	645	795	945	2475	3020	7320	11805
Star - Delta Switch	61200	855	1130	1415	2175	2785	***	***
2 Speed for FOR - OFF - REV Switch	61217	***	2045	***	3515	***	***	***
2 Speed forward Switch	61212	940	1860	2330	2935	3605	9160	10575

^ Supplied only with ball grip handle

Program Code first 5 digits, Next 5 digits in (), For complete ordering code, kindly refer Page No.10

Switches in Enclosure



73393, 71913

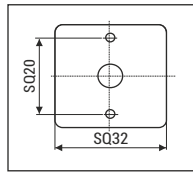
72244



Description	Cat. No.	Amps	M.R.P. (₹) Per Unit
FOR - OFF - Rev in SS with ball grip handle	73393SCM17BGXB	16A	880
FOR - OFF - Rev in SS with ball grip handle	71913SEM17BGYR	25A	1340
FOR - OFF - Rev in SS with ball grip handle	71913SFM17BGYR	32A	1845
3 Pole ON - OFF in SS	72244SEM17TDYR	25A	1165
3 Pole ON - OFF in SS	72244SFM17TDYR	32A	1595
3 Pole 2Way Without OFF in SS	61153SCM17TDYR	16A	1320

For any other rating requirement please contact nearest E&A branch office

Rotary Switch Accessories [8538]



Front Plate Assembly

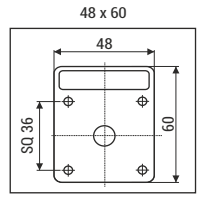
Description	Cat. No.	Size	M.R.P. (₹) Per Unit
Front Plate for 6 to 16A	FP16SQ48	48 x 48	40
Front Plate for 25 & 32A	FP32SQ64	64 x 64	85
Front Plate for 40 to 200A	FP200SQ88	88 x 88	125



Tear Drop Flag Knob Ball Grip Lever Handle

Handles & Knobs

Description	Cat. No.	Size	M.R.P. (₹) Per Unit
Flag Handle for 16A	KNFHS2	48 x 48, 48 x 60	25
Flag Handle for 25 - 32A	KNFHS3	64 x 64, 64 x 80	40
Ball Handle for 16 - 32A	HNBHS1	64 x 64, 64 x 80	115
Ball Handle for 40 - 63A	HNBHS2	88 x 88, 104 x 104	125
PG Handle for 16 - 32A	HNPGS1	64 x 64, 64 x 80	140
Lever Handle for 40 - 200A	HNLVS1	88 x 88, 104 x 104	180
Tear Drop for 6 - 16A	KNTDS1	48 x 48, 48 x 60	25
Tear Drop for 16 - 32A	KNTDS2	64 x 64, 64 x 80	40
Tear Drop for 40 - 400A	KNTDS3	88 x 88, 104 x 104	90



Special Front Plate Assembly

Description	Cat. No.	Size	M.R.P. (₹) Per Unit
SPL IND Plates upto 16A	FPRT4860	48 x 60	85
SPL IND Plates for 16 - 32A	FPRT6480	64 x 80	140

Script Plate (marking plate)

Description	Cat. No.	Size	M.R.P. (₹) Per Unit
Script Plate for 6 - 16A	SPSQ48	48 x 48	25
Script Plate for 16 - 32A	SPSQ64	64 x 64	30
Script Plate for 40 - 200A	SPSQ88	88 x 88	35
Script Plate for 6 - 16A	SPRT4816	48 x 16	10
Script Plate for 6 - 32A	SPRT6416	64 x 16	15

Mounting Plates (used for Back Fixing Plate)

Description	Cat. No.	Size	M.R.P. (₹) Per Unit
Rear MTG Plate for 6 - 16A	MPSQ48	48 x 48	15
Rear MTG Plate for 25 - 32A	MPSQ64	64 x 64	30
Rear MTG Plate for 40 - 63A	MPSQ88	88 x 88	80
Rear MTG Plate for 80 - 400A	MPSQ104	104 x 104	140
DIN Rail Attachment upto 32A	B21DIN35	-	125

Wall Type Mounting Boxes (upto 32A - maximum 4 Contacts)

Description	Cat. No.	M.R.P. (₹) Per Unit
Plastic / ABS Enclosure B17 16A upto 3 Stage / 25A upto 2 Stage	WMBABS	875
Aluminium Enclosure B17 16A upto 3 Stage / 25A upto 2 Stage	WMBAL	1445
SS Enclosure M17 upto 32A - 4 Stage	WMBSS	540



B31 PVC Enclosure

Note : Switches to be order separately.

Shrouding Cover (maximum 6 Contacts Round Type)

Description	Cat. No.	M.R.P. (₹) Per Unit
Shrouding Cover for 6 - 10A	SHCS1	90
Shrouding Cover for 16A	SHCS2	90
Shrouding Cover for 25 - 32A	SHCS3	130
Shrouding Cover for 40 - 63A	SHCS4	140
Special Cover for Extended Termination 80 - 400A (maximum 2 Contact Stage)	SHCS5	1050

Ordering Code for Rotary Switches

Example for : 1. Programme Code 2. Type 3. Ampere 4. Mounting 5. Knob 6. Colour

25A 3 Pole 6 1 1 9 7 S E B 0 3 T D Y R


ON - OFF Switch

1. Programme Code


Programme	Programme Code
Isolators	Pg. No. 1
Changeovers Switches	Pg. No. 1
Phase Changeovers Switches	Pg. No. 2
Spring Return Switches	Pg. No. 3
Multistep Switches with OFF	Pg. No. 4
Multistep Switches without OFF	Pg. No. 5
Instrumentation Switches	Pg. No. 6
Motor Control Switches	Pg. No. 8
Switches in SS Enclosure	Pg. No. 8
Breaker Control Switches	Pg. No. 8

2. Type Selection


Type	Code
S-Series (6 to 400A)	S
Touch Proof (6 to 16A)	T
Rear Access Termination (16 to 63A)	R
Phase Selector Only for 1 Pole 3 Way with OFF (25 to 63A)	P
DC Switches (16 to 500A)	D



S Series
Open Version



TP Series
Touch Proof



RT Series
Touch Proof &
Rear Termination

3. Ampere Selection

Ampere	Code	Ampere	Code
6	A	100	K
10	B	125	L
16	C	160	M
20	D	200	N
25	E	250	O
32	F	300	P
40	G	400	Q
50	H	500	R
63	I	600	S
80	J	800	T

4. Mounting Style



B03/B13
Standard Mounting



B19/B14
Single Hole Mounting



B33
Round Padlock



B30
Rectangular Padlock



B63
Key Lockable Type



B17
ABS Enclosure



M17
Metal Enclosure



B02
Rear/Base Mounting








B21
DIN Rail Mounting








B42
Rear Mounting with Door Interlock

5. Knob / Handle Selection

Code - TD	Code - FH	Code - PG	Code - BG	Code - LV
				
Tear Drop	Flag Knob	Pistol Grip	Ball Grip	Lever Handle

Front Plate

Standard Style	Frame Size	Bigger Style
Current Ratings 6/10 Amps		Current Ratings ---
16/20 Amps		6/10 Amps
25/32 Amps		16/20 Amps
S40 Amps & above		25/32 Amps
-		S40 Amps & above

6. Color Combination Selection Table

Code - YR	Code - GB	Code - BB	Code - AB
			
Yellow Front Plate Red Knob	Grey Front Plate Black Knob	Black Front Plate Black Knob	Aluminum Foil with Black Knob

- Note :**
- For ratings of 6/10A, standard mounting style is B13
 - Single hole mounting equivalent of B03 is B19 and B13 is B14.

Mounting Feasibility

Mounting Code	Description	Feasibility					
		6/10A	16/20A	25/32A	40/63A	80/100/125A	200/400A
B03	Front Mounting, Standard Mounting plate		✓	✓	✓	✓	✓
B13	Front Mounting with next size plate	✓	✓	✓	✓	✓	✓
B00	Front Mounting 48 x 48 plate for 25/32A and 64 x 64 plate for 40/63A			✓	✓		
B19	Single Hole Mounting 32 x 32 plate for 6/10A only 48 x 48 Plate for 16-32A	✓	✓	✓			
B14	Single Hole Mounting 48 x 48 plate for 6/10A	✓					
B33	Front Mounting with Round Padlock for 2 Position (for Isolators)		✓	✓	✓	✓	✓
B30	Front Mounting with Rectangular Padlock 2 Position (for Isolators)		✓	✓	✓	✓	✓
B63	Key Lockable type (Handle/Knob)		✓	✓	✓		
B90	Center Key Lock (Pistol grip Handle in black color only)		✓	✓			
B02	Rear / (Back/Base) Mounting	✓	✓	✓	✓	✓	✓
B21	DIN Rail Mounting on 35 mm Rail 6-32 Amps	✓	✓	✓			
B32	Rear / Base Mounting, Door Interlock + Rectangular Padlock (B30+B42)Base		✓	✓	✓	✓	✓
B34	Rear / Base Mounting Door Interlock + Round Padlock (B33+B42)		✓	✓	✓	✓	✓
B41	Rear Mounting with Clutch Mechanism on Door (Door Open in all position without Interlock)		✓	✓	✓	✓	✓
B42	Rear Mounting with Interlock Mechanism on Door		✓	✓	✓	✓	✓
F47	Door Clutch, Mounting Plate at front		✓	✓	✓	✓	✓
B17	ABS Enclosure Max stages	upto 4	upto 3	upto 5	upto 5		
B31	ABS Enclosure with Round Padlock (B33+B17) Max stages		upto 2	upto 2	upto 2		
M17	Metal Enclosure Max stages	upto 4	upto 4	upto 3			
A17	Aluminium Enclosure Max stages	upto 4	upto 3	upto 2			
B40	Single Hole Mounting with Padlock 48 x 48 Plate For 16-32A		✓	✓			
B43	Single Hole Mounting with Center key 48 x 48 Plate for 16-32A		✓	✓			
B45	Single Hole Mounting with Round Ring with Knob 16A-32A		✓	✓			

DC Switches

- › Available from 16A to 500A
- › Used for railway coaches lighting & fan circuits switching, all DC power circuits - Railways, Telecommunications & Power plants, Battery charging equipment
- › Please contact nearest branch office for prices



3 Pole EB - GEN Changeover Switches



B13 Mounting

Description	Cat. No.	M.R.P. (₹) Per Unit						
		25A (E)	32A (F)	40A (G)	63A (I)	80A (J)	100A (K)	125A (L)
3 Pole C/O Front Panel Mounting	EBX31153B13BGYR	2861	2980	3476	3617	*	*	*
3 Pole C/O Rear Mounting	EBX31153MB42BGYR	3320	3440	4004	4129	7380	9233	11534
3 Pole C/O in SS Enclosure	EBX31153SB31BGYR	3969	4077	4719	4859	*	*	*
3 Pole C/O Rear Mounting	EBX31153B21BGYR	3320	3440	4004	4129	7380	9233	11534
3 Pole C/O Rear Mounting	EBX31153MB34LHGB	3320	3440	4004	4129	7380	9233	11534
3 Pole C/O in Polycarbonate Enclosure	EBX31153B31LBGYR	3969	4077	4719	4859	*	*	*
3 Pole C/O in SS Enclosure	EBX31153SB31XLLHYR	*	*	*	*	10429	12269	14570

4 Pole EB - GEN Changeover Switches



MB42 Mounting

Description	Cat. No.	M.R.P. (₹) Per Unit						
		25A (E)	32A (F)	40A (G)	63A (I)	80A (J)	100A (K)	125A (L)
4 Pole C/O Front Panel Mounting	EBX31154B13BGYR	3320	3440	4077	4195	*	*	*
4 Pole C/O Rear Mounting	EBX31154MB42BGYR	3739	3883	4585	4773	9307	11646	14548
4 Pole C/O in SS Enclosure	EBX31154SB31BGYR	4425	4597	5332	5521	*	*	*
4 Pole C/O Rear Mounting	EBX31154B21BGYR	3739	3883	4585	4773	9307	11646	14548
4 Pole C/O Rear Mounting	EBX31154MB34LHYR	3739	3883	4585	4773	9307	11646	14548
4 Pole C/O in Polycarbonate Enclosure	EBX31154B31LBGYR	4425	4597	5332	5521	*	*	*
4 Pole C/O in SS Enclosure	EBX31154SB31XLLHYR	*	*	*	*	12355	14677	17597

Rating Selection Table



SB31 Enclosure

Ampere (A)	Code (□)
25	E
32	F
40	G
63	I

Note : SB 31 Enclosure for 25A to 63A ratings.

B21 Mounting model is similar to B13 model with links provided on the common side.

*** - Please contact nearest E&A branch office.

Load Break Switches [8536]

AC ON LOAD ISOLATORS

- › AC 23 Utilization category
- › Range from 16-125 Amps upto 8 pole
- › Multiple mounting options, ABS / Aluminium sheet steel enclosures / IP65 / NEMA Rated
- › Add on pole Power / Neutral & Auxiliary pole
- › Changover switches from 25-125 Amps upto 4 poles
Confirms to IEC 60947-1 & 3, EN 60947-3, UL60947-4-1



LB 3 Pole ON - OFF Switches

Description	Cat. No.	Can also be given on request	M.R.P. (₹) Per Unit								
			16A (C)	20A (D)	25A (E)	32A (F)	40A (G)	63A (I)	80A (J)	100A (K)	125A (L)
Single Hole MTG Switch with Flag Knob	LBX32300B19FPYR		982	1002	*	*	*	*	*	*	*
Front Plate MTG with Flag Knob	LBX32300B40FPYR		955	982	*	*	*	*	*	*	*
Front Panel MTG with B03 (48x48) Plate	LBX32300B03FLYR	32309	873	894	968	1002	1152	1235	*	*	*
Front Panel MTG with B13 (64x64) Plate with Flag Knob	LBX32300B13FLYR	32306/32309	873	894	968	1002	1152	1235	3123	3918	4921
Front Panel MTG with B13 (64x64) Plate with BG Handle	LBX32300B13BGYR	32309	*	*	1065	1101	1246	1317	*	*	*
DIN Rail MTG Switch with Flag Knob	LBX32300B23FLGB		*	*	968	1002	1152	1235	*	*	*
Rectangular Pad Lock Switch with TDYR	LBX32300B30TDYR		*	*	1172	1235	1355	1426	*	*	*
Round Pad Lock Switch with RDYR	LBX32309B33RDYR		955	981	1065	1101	1246	1317	3386	4226	5281
Switch with B63 Lock & Key Version	LBX32309B63TDYR		*	*	1619	1693	1834	1883	*	*	*
Base MTG Switch with DIL and Pad Lock	LBX32309MB34RDYR		1525	1572	1693	1786	1860	2002	4511	5632	7041
Base MTG Switch with BG Handle	LBX32309MB42BGYR		1525	1572	1693	1786	1860	2002	4511	5632	7041
Switch in Polycarbonate Enclosure - in B31SM	LBX32300B31SMRDYR		1935	1993	2153	2208	*	*	*	*	*
Switch in Polycarbonate Enclosure - in B31M	LBX32309B31MRDYR		*	*	*	*	2415	2476	*	*	*
Switch in Polycarbonate Enclosure - in B31L with Leech Handle	LBX32309B31LLHYR		*	*	*	*	*	*	6354	7488	8886
Switch in SS Enclosure - in SB31L with Leech Handle	LBX32309SB31LLHYR		*	*	*	*	*	*	6354	7488	8886

Note : To make the complete cat number, replace "X" in the above cat.no with the appropriate current rating code.(Example: For LBX32300B19FPYR with a 16A rating (16A code = C), the complete code becomes LBC32300B19FPYR.)

LB 4 Pole ON - OFF Switches

Description	Cat. No.	Can also be given on request	M.R.P. (₹) Per Unit								
			16A (C)	20A (D)	25A (E)	32A (F)	40A (G)	63A (I)	80A (J)	100A (K)	125A (L)
Single Hole MTG Switch with Flag Knob	LBX32400B19FPYR		1220	1248	*	*	*	*	*	*	*
Front Plate MTG with Flag Knob	LBX32400B40FPYR		1199	1220	*	*	*	*	*	*	*
Front Panel MTG with B03 (48x48) Plate	LBX32400B03FLYR	32409	1113	1137	1236	1271	1487	1572	*	*	*
Front Panel MTG with B13 (64x64) Plate with Flag Knob	LBX32400B13FLYR	32406/32409	1113	1137	1236	1271	1487	1572	3834	4810	6028
Front Panel MTG with B13 (64x64) Plate with BG Handle	LBX32400B13BGYR	32409	1332	1367	1584	1657	*	*	*	*	*
DIN Rail MTG Switch with Flag Knob	LBX32400B23FLGB		*	*	1236	1271	1487	1572	*	*	*
Rectangular Pad Lock Switch with TDYR	LBX32400B30TDYR		*	*	1437	1498	1689	1764	*	*	*
Round Pad Lock Switch with RDYR	LBX32409B33RDYR		1199	1220	1332	1367	1584	1657	3918	4892	6116
Switch with B63 Lock & Key Version	LBX32409B63TDYR		*	*	1883	1958	2170	2221	*	*	*
Base MTG Switch with DIL and Pad Lock	LBX32409MB34RDYR		1764	1812	1958	2050	2200	2343	5224	6522	8150
Base MTG Switch with BG Handle	LBX32409MB42BGYR		1764	1812	1958	2050	2200	2343	5224	6522	8150
Switch in Polycarbonate Enclosure - in B31SM	LBX32400B31SMRDYR		2170	2235	2415	2474	*	*	*	*	*
Switch in Polycarbonate Enclosure - in B31M	LBX32409B31MRDYR		*	*	*	*	2750	2812	*	*	*
Switch in Polycarbonate Enclosure - in B31L with Leech Handle	LBX32409B31LLHYR		*	*	*	*	*	*	7068	8378	9997
Switch in SS Enclosure - in SB31L with Leech Handle	LBX32409SB31LLHYR		*	*	*	*	*	*	7068	8378	9997
Auxiliary Contact	FM / RM		245	245	303	303	303	303	894	894	894
Add-on Contact Additional Pole	FM / RM		253	263	283	317	369	398	1044	1289	1434


Note : Standard packing upto 63A switches is 5 Nos.

Note : To make the complete cat number, replace "X" in the above cat.no with the appropriate current rating code.(Example: For LBX32300B19FPYR with a 16A rating (16A code = C), the complete code becomes LBC32300B19FPYR.)

All Switches are Engineered with Nylon material Housing



Ordering Code for Load Break and Changeover Switches

LB Load Break Switch	 Switch Rating	XXXXXX Programme Code	XXXXXX Mounting Options	XX Knob Options	XX Colour
---	--	---	---	-----------------------------------	--------------------------

Example

LB Switches, 63A, 3P, 9 O'clock, 4 hole front mounting, with metal shaft, yellow front plate, red round knob

LB I 32309 MB34 RD YR

LB	I	32309	MB34	RD	YR	Description
						Yellow Front Plate/ Red Knob
						64 x 64 Front Plate Round Knob with Padlock (R)
						Metal Shaft with Round Knob with Padlock and Interlock
						3Pole 9 O' Clock "OFF"
						63A
						Load Break Switch

Accessories

LB X Switch Rating	X F-Front Mounting R-Rear Mounting	XX MC-Main Module NC-Neutral Module AC-Auxiliary Module	XXX 20 - 16A to 20A 32 - 25A to 32A 63 - 40A to 63A 80 - 80A 125 - 100A, 125A & 80A
--------------------------------------	--	--	---

LB	I	R	NC	32	Description	
						32A
						Neutral Module
						Rear Mounting
						63 A
						Load Break Switch

Rating Selection Table




Ampere (A)	Code (□)
16	C
20	D
25	E
32	F
40	G
63	I
80	J
100	K
125	L

*** **Note** : Please contact nearest E&A branch office.

Cable Ducts [8538]

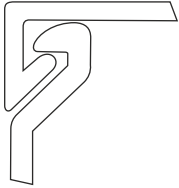
PVC Cable Ducts

> All ducts are ROHS compliant and FRLS > Also available in Zero Halogen

Type A	Description	1 meter			2 meter				
	H x W	Cat. No.(Standard slot Grey)	M.R.P. (₹) Per Unit	Std. Pkg.	Min Order Qty	Cat. No.(Standard slot Grey)	M.R.P. (₹) Per Unit	Std. Pkg.	Min Order Qty
   <p>Specially designed profiles of duct and cover for fast and efficient locking.</p> <p>A Type</p> <ul style="list-style-type: none"> * Snap fit cover * Easy to remove 	A 15 x 15	WWA1515SG	67	100	100	WWA1515SG2	134	64	64
	A 15 x 25	WWA1525SG	93	100	100	WWA1525SG2	186	64	64
	A 25 x 25	WWA2525SG	111	70	70	WWA2525SG2	222	48	48
	A 30 x 25	WWA3025SG	123	70	70	WWA3025SG2	246	48	48
	A 40 x 30	WWA4030SG	153	75	75	WWA4030SG2	306	32	32
	A 45 x 25	WWA4525SG	156	75	75	WWA4525SG2	312	40	40
	A 45 x 30	WWA4530SG	157	50	50	WWA4530SG2	314	32	32
	A 45 x 45	WWA4545SG	199	50	50	WWA4545SG2	398	18	18
	A 45 x 60	WWA4560SG	240	50	50	WWA4560SG2	480	12	12
	A 60 x 25	WWA6025SG	199	50	50	WWA6025SG2	398	18	18
	A 60 x 45	WWA6045SG	234	50	50	WWA6045SG2	468	18	18
	A 60 x 60	WWA6060SG	277	32	32	WWA6060SG2	554	12	12
	A 60 x 120	WWA60120SG	942	18	90	WWA60120SG2	1884	8	80
	A 75 x 45	WWA7545SG	290	40	40	WWA7545SG2	580	12	12
	A 75 x 75	WWA7575SG	409	32	32	WWA7575SG2	818	12	12
	A 80 x 80	WWA8080SG	457	25	25	WWA8080SG2	914	12	12
A 100 x 100	WWA100100SG	739	18	18	WWA100100SG2	1478	8	40	



Type B



Non slip cover design of minimum encumbrance and maximum grip




B Type

- * Non - slip cover
- * Positive locking

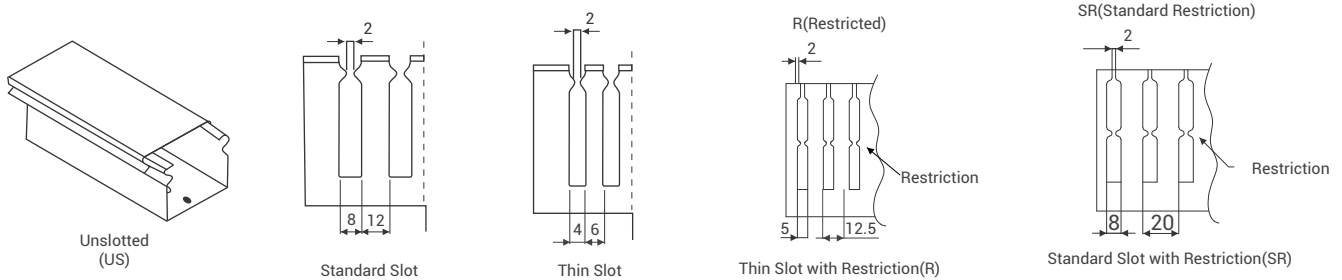
Description	1 meter					2 meter			
	W x H	Cat. No. (Standard slot)	M.R.P. (₹) Per Unit	Std. Pkg.	Min Order Qty	Cat. No. (Standard slot)	M.R.P. (₹) Per Unit	Std. Pkg.	Min Order Qty
B 25 x 25	WWB2525SG	119	70	70	WWB2525SG2	238	36	36	
B 25 x 30	WWB2530SG	128	100	100	WWB2530SG2	256	36	36	
B 25 x 40	WWB2540SG	156	75	75	WWB2540SG2	312	36	36	
B 25 x 45	WWB2545SG	162	75	225	WWB2545SG2	324	36	108	
B 25 x 60	WWB2560SG	205	50	50	WWB2560SG2	410	18	18	
B 25 x 80	WWB2580SG	278	50	50	WWB2580SG2	556	18	18	
B 25 x 100	WWB25100SG	353	25	25	WWB25100SG2	706	18	18	
B 30 x 20	WWB3020UG	156	100	200	WWB3020UG2	312	36	180	
B 30 x 80	WWB3080SG	385	50	200	WWB3080SG2	770	18	90	
B 40 x 40	WWB4040SG	205	50	50	WWB4040SG2	410	18	18	
B 45 x 45	WWB4545SG	212	50	50	WWB4545SG2	424	18	18	
B 40 x 60	WWB4060SG	248	50	50	WWB4060SG2	496	18	18	
B 40 x 80	WWB4080SG	294	50	50	WWB4080SG2	588	18	18	
B 40 x 100	WWB40100SG	369	25	25	WWB40100SG2	738	12	12	
B 45 x 20	WWB4520UG	163	75	225	WWB4520UG2	326	36	180	
B 50 x 100	WWB50100SG	424	30	90	WWB50100SG2	848	12	60	
B 60 x 20	WWB6020UG	222	50	200	WWB6020UG2	444	18	90	
B 60 x 40	WWB6040SG	248	50	50	WWB6040SG2	496	18	90	
B 60 x 60	WWB6060SG	294	50	50	WWB6060SG2	588	12	12	
B 60 x 80	WWB6080SG	382	40	40	WWB6080SG2	764	12	12	
B 60 x 100	WWB60100SG	503	30	30	WWB60100SG2	1006	8	8	
B 72 x 64	WWB7264SG	353	32	96	WWB7264SG2	706	18	90	
B 75 x 75	WWB7575SG	496	32	96	WWB7575SG2	992	8	40	
B 75 x 100	WWB75100SG	519	25	75	WWB75100SG2	1038	8	40	
B 80 x 40	WWB8040SG	300	50	100	WWB8040SG2	600	12	60	
B 80 x 60	WWB8060SG	397	40	80	WWB8060SG2	794	12	60	
B 80 x 80	WWB8080SG	494	32	32	WWB8080SG2	988	12	12	
B 80 x 100	WWB80100SG	555	24	24	WWB80100SG2	1110	8	8	
B 100 x 60	WWB10060SG	473	30	30	WWB10060SG2	946	8	8	
B 100 x 80	WWB10080SG	555	25	25	WWB10080SG2	1110	8	8	
B 100 x 100	WWB100100SG	809	18	18	WWB100100SG2	1618	8	8	
B 120 x 80	WWB12080SG	786	18	90	WWB12080SG2	1572	8	40	
B 150 x 100	WWB150100SG	1010	12	48	WWB150100SG2	2020	4	40	
B 150 x 150	WWB150150SG	2195	8	80	WWB150150SG2	4390	2	40	

Note : 1) For any special colour request additional 10% will be charged on price. For cut length additional 10% will be charged.
 2) Thin / Unslot will be supplied on request. For thin slot replace the cat. number ending with SG by TG,
 For un slotted channel replace the cat. number ending with SG by UG. MRP will be same as standard slot.

Covers for FRLS Cable Duct (Cable duct comes with default covers, following are spare offerings)

	Description	Cat. No.	M.R.P. (₹) Per Unit
		Cover for 15 mm A type	CCA15SG
Cover for 25 mm A type		CCA25SG	48
Cover for 30 mm A type		CCA30SG	59
Cover for 45 mm A type		CCA45SG	92
Cover for 60 mm A type		CCA60SG	110
Cover for 75 mm A type		CCA75SG	139
Cover for 80 mm A type		CCA80SG	165
Cover for 100 mm A type		CCA100SG	202
Cover for 25 mm B type		CCB25SG	50
Cover for 30 mm B type		CCB30SG	61
Cover for 40 mm B type		CCB40SG	76
Cover for 45 mm B type		CCB45SG	94
Cover for 50 mm B type		CCB50SG	113
Cover for 60 mm B type		CCB60SG	113
Cover for 72 mm B type		CCB72SG	143
Cover for 75 mm B type		CCB75SG	143
Cover for 80 mm B type		CCB80SG	171
Cover for 100 mm B type		CCB100SG	208
Cover for 120 mm B type	CCB120SG	222	
Cover for 150 mm B type	CCB150SG	260	

Slotting Styles (A & B Types)



These products are manufactured by

salzer

Disclaimer

Every effort as to the correctness or sufficiency of the information and data contained in the catalogue is made. We however cannot accept any liability for the accuracy or completeness of the information and data provided. No claims in this regard shall consequently be accepted.

We reserve the right to make changes, without prior notice, in the catalogue.

Products with CAT no. having, with or without, dot as suffix are same.